

Data sheet | Item number: 750-890/025-001

Controller Modbus TCP; 4th generation; 2 x ETHERNET, SD Card Slot; Ext. Temperature

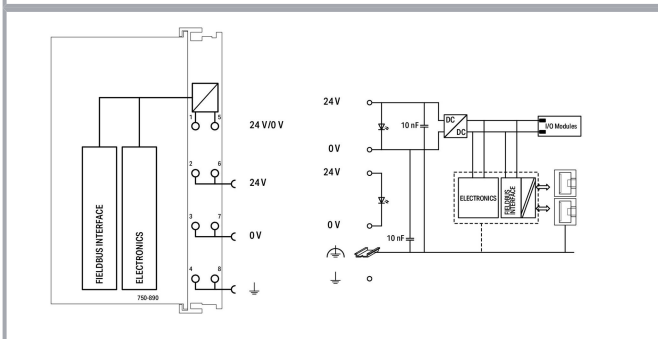
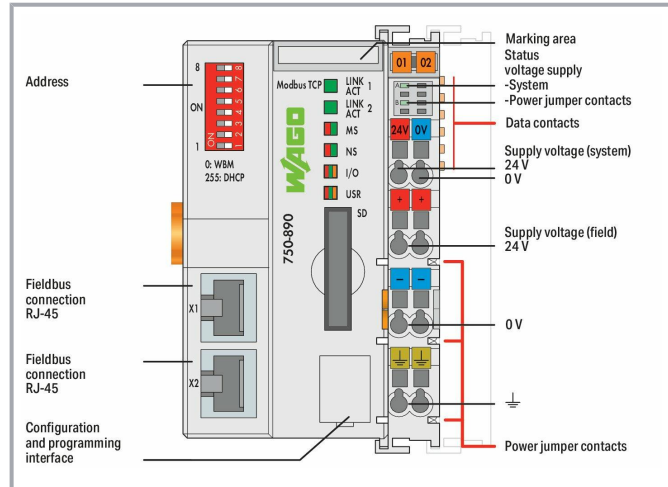


www.wago.com/750-890_025-001



i Picture differs from the item.

Color:



Subject to changes. Please also observe the further product documentation!

WAGO Corporation
Germantown, WI 53022
Phone: 1-800-DIN-RAIL (346-7245) | Fax: (262) 255-6222
Email: info.us@wago.com | Web: www.wago.us

Do you have any questions about our products?
We are always happy to take your call at (262) 255-6222 or 1 800-DIN-RAIL.



Item description

WAGO's Modbus TCP Controller can be used as a programmable controller within ETHERNET networks in conjunction with the WAGO-I/O-SYSTEM.

It supports all digital, analog and specialty modules found within the 750/753 Series, and is suitable for data rates of 10/100 Mbit/s.

Two ETHERNET interfaces and an integrated switch allow the fieldbus to be wired in a line topology. This eliminates additional network devices, such as switches or hubs. Both interfaces support autonegotiation and Auto-MDI(X).

The DIP switch configures the last byte of the IP address and may be used for IP address assignment.

This controller supports Modbus TCP for use in industrial environments. It also supports a wide variety of standard ETHERNET protocols for easy integration into IT environments (HTTP(S), BootP, DHCP, DNS, SNTP, SNMP, (S)FTP).

An integrated Webserver provides user configuration options, while displaying PLC status information.

The IEC 61131-3 programmable controller is multitasking-capable and features a capacitor-backed RTC.

A data memory of 8 MB is available.

The controller is equipped with a removable memory card slot. A memory card can be used to transfer device parameters or files (e.g., boot files) from one controller to another. The memory card can be accessed via FTP and be used as an additional drive.

Data

Technical data

Communication	Modbus (TCP, UDP) Telecontrol protocols
ETHERNET protocols	HTTP(S) BootP DHCP DNS SNTP FTP(S) SNMP
Telecontrol protocols	IEC 60870-5-101/-103/-104 IEC 61400-25 IEC 61850-7 DNP3
Visualization	Web Visu
CPU	32 bits
Programming languages per IEC 61131-3	Instruction List (IL) Ladder Diagram (LD) Function Block Diagram (FBD), Continuous Function Chart (CFC) Structured Text (ST) Sequential Function Chart (SFC)
Programming environment	WAGO-I/O-PRO V2.3 (based on CODESYS V2.3)

Subject to changes. Please also observe the further product documentation!



Configuration options	WAGO-I/O-CHECK Web-Based Management CODESYS Library
Baud rate (communication/fieldbus 1)	10/100 Mbit/s
Baud rate	10/100 Mbit/s
Transmission medium (communication/fieldbus)	Twisted Pair S-UTP; 100 Ω; Cat. 5; 100 m maximum cable length
Transmission performance	Class D per EN 50173
Program memory	8 MB
Data memory	8 MB
Non-volatile software memory	32 Kbytes
Memory card type	SD card
Memory card slot	Push-push mechanism; Cover lid (sealable)
Number of modules per node (max.)	250
Number of modules without a bus extension (max.)	64
Input and output (fieldbus) process image (max.)	1020 Worte/1020 Worte
Indicators	LED (LINK/ACT) green: Network connection via ports 1 ... 2; LED (MS, NS) red/green: Status of node, network; LED (I/O, USR) red /green/orange: Local data bus status, status programmable by user; LED (A, B) green: System power supply status, field supply
Supply voltage (system)	24 VDC (-25 ... +30 %); via pluggable connector (CAGE CLAMP® connection)
Input current (typ.) at nominal load (24 V)	500 mA
Power supply efficiency (typ.) at nominal load (24 V)	90 %
Power consumption (5 V system supply)	440 mA
Total current (system supply)	1,700 mA
Supply voltage (field)	24 VDC (-25 ... +30 %); via power jumper contacts
Current carrying capacity (power jumper contacts)	10 A
Number of outgoing power jumper contacts	3
Isolation	500 V system/field

Connection data

Connection technology: communication/fieldbus	Modbus TCP/UDP: 2 x RJ-45; Telecontrol protocol IEC 60870-5-101/-103: 1 x Serial interface via I/O module; Telecontrol protocol IEC 60870-5-104: 1 x RJ-45; Telecontrol protocol IEC 61850: 1 x RJ-45; Telecontrol protocol DNP3: 1 x RJ-45
Connection technology: system supply	2 x CAGE CLAMP®
Connection technology: field supply	6 x CAGE CLAMP®
Connection type (1)	System/field supply
Solid conductor	0.08 ... 2.5 mm ² / 28 ... 14 AWG

Subject to changes. Please also observe the further product documentation!

WAGO Corporation
Germantown, WI 53022
Phone: 1-800-DIN-RAIL (346-7245) | Fax: (262) 255-6222
Email: info.us@wago.com | Web: www.wago.us

Do you have any questions about our products?
We are always happy to take your call at (262) 255-6222 or 1 800-DIN-RAIL.



Fine-stranded conductor	0.08 ... 2.5 mm ² / 28 ... 14 AWG
Strip length	8 ... 9 mm / 0.31 ... 0.35 inch
Connection technology: device configuration	1 x Male connector; 4-pole

Physical data

Width	61.5 mm / 2.421 inch
Height	100 mm / 3.937 inch
Depth	71.9 mm / 2.831 inch
Depth from upper edge of DIN-rail	64.7 mm / 2.547 inch

Mechanical data

Weight	160.5 g
Color	light gray
Housing material	Polycarbonate; Polyamide 6.6
Conformity marking	CE

Environmental requirements

Surrounding air temperature (operation)	-20 ... 60 °C
Surrounding air temperature (storage)	-40 ... 85 °C
Protection type	IP20
Pollution degree (5)	2 per IEC 61131-2
Operating altitude	without temperature derating: 0 ... 2000 m; with temperature derating: 2000 ... 5000 m (0.5 K/100 m); 5000 m (max.)
Relative humidity (without condensation)	95 %
Relative humidity (with condensation)	Short-term condensation per Class 3K6/IEC EN 60721-3-3 and E-DIN 40046-721-3, accounting for a temperature range of -20 to +60 °C (except for wind-driven precipitation, water and ice formation)
Mounting position	any
Mounting type	DIN-35 rail
Shock resistance	15g per IEC 60068-2-27
EMC immunity to interference	per EN 61000-6-2, marine applications
EMC emission of interference	per EN 61000-6-3, marine applications
Exposure to pollutants	Per IEC 60068-2-42 and IEC 60068-2-43
Fire load	2.228 MJ
Permissible pollutant concentration H ₂ S at a relative humidity < 75%	10 ppm
Permissible pollutant concentration SO ₂ at a relative humidity < 75%	25 ppm

Subject to changes. Please also observe the further product documentation!

WAGO Corporation
 Germantown, WI 53022
 Phone: 1-800-DIN-RAIL (346-7245) | Fax: (262) 255-6222
 Email: info.us@wago.com | Web: www.wago.us

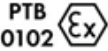



Do you have any questions about our products?
 We are always happy to take your call at (262) 255-6222 or 1 800-DIN-RAIL.

Commercial data


Packaging type	BOX
Country of origin	DE
GTIN	4055143918695
Customs tariff number	8537109160

Approvals / Certificates


Ex-Approvals

Logo	Approval	Additional Approval Text	Certificate name
	ATEX TUEV Nord Cert GmbH	EN 60079	TUEV_14_ATEX_148929_X
 Ex nA IIC T4 Gc	CCCEX CQST/CNEX	CNCA-C23-01	2020312310000213
	IECEX TUEV Nord Cert GmbH	IEC 60079	IECEX_TUN_14.0035_X
	UL Underwriters Laboratories Inc. (HAZARDOUS LOCATIONS)	UL 121201	E198726 Sec.1

Country specific Approvals

Logo	Approval	Additional Approval Text	Certificate name
	KC National Radio Research Agency	Article 58-2, Clause 3	MSIP-REM-W43-PFC750

Ship Approvals


Logo	Approval	Additional Approval Text	Certificate name
	DNV GL Det Norske Veritas, Germanischer Lloyd	-	TAA00001J4

UL-Approvals

Subject to changes. Please also observe the further product documentation!



WAGO Corporation
Germantown, WI 53022
Phone: 1-800-DIN-RAIL (346-7245) | Fax: (262) 255-6222
Email: info.us@wago.com | Web: www.wago.us

Do you have any questions about our products?
We are always happy to take your call at (262) 255-6222 or 1 800-DIN-RAIL.

Logo	Approval	Additional Approval Text	Certificate name
	UL Underwriters Laboratories Inc. (ORDINARY LOCATIONS)	UL 61010-2-201	E175199 Sec11








Required accessories

Memory card

	Item no.: 758-879/000-001 Memory Card SD; SLC-NAND; 2 GByte; Temperature from -40 to 90 °C	www.wago.com/758-879/000-001
	Item no.: 758-879/000-2108 Memory Card SD; pSLC-NAND; 8 GB; Temperature range: -40 to 90°C	www.wago.com/758-879/000-2108

Optional accessories

Cables and pluggable connectors

	Item no.: 750-975 RJ-45 connector; IP20; ETHERNET 10/100 Mbit/s	www.wago.com/750-975
	Item no.: 750-977/000-011 Connector ETHERNET; RJ-45; Cat. 6A; straight; Code T568A; AWG 22	www.wago.com/750-977/000-011
	Item no.: 750-977/000-012 Connector ETHERNET; RJ-45; Cat. 6A; straight; Code T568B; AWG 22	www.wago.com/750-977/000-012
	Item no.: 750-977/000-021 Connector ETHERNET; RJ-45; Cat. 6A; straight; Code T568A; AWG 24	www.wago.com/750-977/000-021
	Item no.: 750-977/000-022 Connector ETHERNET; RJ-45; Cat. 6A; straight; Code T568B; AWG 24	www.wago.com/750-977/000-022
	Item no.: 750-978/000-011 Connector ETHERNET; RJ-45; Cat. 6A; straight; Code T568A; AWG 22; Strain relief	www.wago.com/750-978/000-011
	Item no.: 750-978/000-012 Connector ETHERNET; RJ-45; Cat. 6A; straight; Code T568B; AWG 22; Strain relief	www.wago.com/750-978/000-012

Subject to changes. Please also observe the further product documentation!

WAGO Corporation
Germantown, WI 53022
Phone: 1-800-DIN-RAIL (346-7245) | Fax: (262) 255-6222
Email: info.us@wago.com | Web: www.wago.us

Do you have any questions about our products?
We are always happy to take your call at (262) 255-6222 or 1 800-DIN-RAIL.










	Item no.: 750-978/000-021 Connector ETHERNET; RJ-45; Cat. 6A; straight; Code T568A; AWG 24; Strain relief	www.wago.com/750-978/000-021
	Item no.: 750-978/000-022 Connector ETHERNET; RJ-45; Cat. 6A; straight; Code T568B; AWG 24; Strain relief	www.wago.com/750-978/000-022
	Item no.: 750-979/000-011 Connector ETHERNET; RJ-45; Cat. 6A; angled; Code T568A; AWG 22; Strain relief	www.wago.com/750-979/000-011
	Item no.: 750-979/000-012 Connector ETHERNET; RJ-45; Cat. 6A; angled; Code T568B; AWG 22; Strain relief	www.wago.com/750-979/000-012
	Item no.: 750-979/000-021 Connector ETHERNET; RJ-45; Cat. 6A; angled; Code T568A; AWG 24; Strain relief	www.wago.com/750-979/000-021
	Item no.: 750-979/000-022 Connector ETHERNET; RJ-45; Cat. 6A; angled; Code T568B; AWG 24; Strain relief	www.wago.com/750-979/000-022

Marking accessories














	Item no.: 248-501 Mini-WSB marking card; as card; not stretchable; plain; snap-on type; white	www.wago.com/248-501
	Item no.: 248-501/000-002 Mini-WSB marking card; as card; not stretchable; plain; snap-on type; yellow	www.wago.com/248-501/000-002
	Item no.: 248-501/000-005 Mini-WSB marking card; as card; not stretchable; plain; snap-on type; red	www.wago.com/248-501/000-005
	Item no.: 248-501/000-006 Mini-WSB marking card; as card; not stretchable; plain; snap-on type; blue	www.wago.com/248-501/000-006
	Item no.: 248-501/000-007 Mini-WSB marking card; as card; not stretchable; plain; snap-on type; gray	www.wago.com/248-501/000-007
	Item no.: 248-501/000-012 Mini-WSB marking card; as card; not stretchable; plain; snap-on type; orange	www.wago.com/248-501/000-012
	Item no.: 248-501/000-017 Mini-WSB marking card; as card; not stretchable; plain; snap-on type; light green	www.wago.com/248-501/000-017

Subject to changes. Please also observe the further product documentation!

	Item no.: 248-501/000-023 Mini-WSB marking card; as card; not stretchable; plain; snap-on type; green	www.wago.com/248-501/000-023
	Item no.: 248-501/000-024 Mini-WSB marking card; as card; not stretchable; plain; snap-on type; violet	www.wago.com/248-501/000-024
	Item no.: 750-100 Marker card; as a DIN A4 sheet; plain	www.wago.com/750-100
	Item no.: 750-103 Group marker carrier	www.wago.com/750-103
	Item no.: 750-106 Group marker carrier	www.wago.com/750-106
Shield termination		
	Item no.: 790-108 Shield clamping saddle; 11 mm wide; 0-8 mm diameter conductors	www.wago.com/790-108
	Item no.: 790-116 Shield clamping saddle; 19 mm wide; 7-16 mm diameter conductors	www.wago.com/790-116
	Item no.: 790-124 Shield clamping saddle; 27 mm wide; 6-24 mm diameter conductors	www.wago.com/790-124
	Item no.: 790-140 Shield clamping saddle; 43 mm wide; 22-40 mm diameter conductors	www.wago.com/790-140
	Item no.: 790-208 Shield clamping saddle; 12.4 mm wide; 3-8 mm diameter conductors	www.wago.com/790-208
	Item no.: 790-216 Shield clamping saddle; 21.8 mm wide; 6-16 mm diameter conductors	www.wago.com/790-216
Software		
	Item no.: 759-333 WAGO-I/O-PRO	www.wago.com/759-333
	Item no.: 759-333/000-923 WAGO-I/O-PRO; USB-Set	www.wago.com/759-333/000-923
	Item no.: 759-911 WAGO-I/O-PRO; CD	www.wago.com/759-911
Carrier rail		
	Item no.: 210-112 Steel carrier rail; 35 x 7.5 mm; 1 mm thick; 2 m long; slotted; according to EN 60715; "Hole width 25 mm; silver-colored	www.wago.com/210-112
	Item no.: 210-113 Steel carrier rail; 35 x 7.5 mm; 1 mm thick; 2 m long; unslotted; according to EN 60715; silver-colored	www.wago.com/210-113

Subject to changes. Please also observe the further product documentation!



	Item no.: 210-114 Steel carrier rail; 35 x 15 mm; 1.5 mm thick; 2 m long; unslotted; similar to EN 60715; silver-colored	www.wago.com/210-114
	Item no.: 210-115 Steel carrier rail; 35 x 7.5 mm; 1 mm thick; 2 m long; slotted; according to EN 60715; "Hole width 18 mm; silver-colored	www.wago.com/210-115
	Item no.: 210-118 Steel carrier rail; 35 x 15 mm; 2.3 mm thick; 2 m long; unslotted; according to EN 60715; silver-colored	www.wago.com/210-118
	Item no.: 210-196 Aluminum carrier rail; 35 x 8.2 mm; 1.6 mm thick; 2 m long; unslotted; similar to EN 60715; silver-colored	www.wago.com/210-196
	Item no.: 210-197 Steel carrier rail; 35 x 15 mm; 1.5 mm thick; 2 m long; slotted; similar to EN 60715; silver-colored	www.wago.com/210-197
	Item no.: 210-198 Copper carrier rail; 35 x 15 mm; 2.3 mm thick; 2 m long; unslotted; according to EN 60715; copper-colored	www.wago.com/210-198
	Item no.: 210-504 Steel carrier rail; 35 x 7.5 mm; 1 mm thick; 2 m long; slotted; galvanized; according to EN 60715; silver-colored	www.wago.com/210-504
	Item no.: 210-505 Steel carrier rail; 35 x 7.5 mm; 1 mm thick; 2 m long; unslotted; galvanized; according to EN 60715; silver-colored	www.wago.com/210-505
	Item no.: 210-506 Steel carrier rail; 35 x 15 mm; 1.5 mm thick; 2 m long; unslotted; galvanized; similar to EN 60715; silver-colored	www.wago.com/210-506
	Item no.: 210-508 Steel carrier rail; 35 x 15 mm; 1.5 mm thick; 2 m long; slotted; galvanized; similar to EN 60715; silver-colored	www.wago.com/210-508
General accessories		
	Item no.: 750-921 Bluetooth® Adapter	www.wago.com/750-921
	Item no.: 750-923 Configuration cable; USB connector; Length: 2.5 m	www.wago.com/750-923
	Item no.: 750-923/000-001 Configuration cable; USB connector; Length: 5 m	www.wago.com/750-923/000-001

Downloads

Documentation

Manual

Controller Modbus TCP; G4; 2ETH; SD Generation 4; 2 x ETHERNET; SD Card Slot	V 1.2.2 Jan 18, 2021	pdf 8.4 MB	Download
---	-------------------------	---------------	----------

Subject to changes. Please also observe the further product documentation!

WAGO Corporation
Germantown, WI 53022
Phone: 1-800-DIN-RAIL (346-7245) | Fax: (262) 255-6222
Email: info.us@wago.com | Web: www.wago.us

Do you have any questions about our products?
We are always happy to take your call at (262) 255-6222 or 1 800-DIN-RAIL.



System Manual WAGO I/O System 750 / 753 Decentralized Automation Technology	V 3.0.2 Apr 27, 2021	pdf 6.6 MB	Download
System Manual Series 750/753		URL	Download
Bid Text			
750-890/025-001		xml 10.0 kB	Download
750-890/025-001		docx 17.4 kB	Download
System Description			
750 Controller, General Product Information		pdf 621.9 kB	Download
Overview on WAGO-I/O-SYSTEM 750 approvals		pdf 780.2 kB	Download
Additional Information			
Disposal; Electrical and electronic equipment, Packaging	V 1.0.0	pdf 265.8 kB	Download
CAD files			
CAD data			
2D/3D Models 750-890/025-001		URL	Download
CAE data			
ZUKEN Portal 750-890/025-001		URL	Download
Environmental Product Compliance			
Compliance Search			
Environmental Product Compliance 750-890/025-001 Controller Modbus TCP; 4th generation; 2 x ETHERNET, SD Card Slot; Ext. Temperature		URL	Download

Subject to changes. Please also observe the further product documentation!



Installation Notes

Product family

PLC Controllers

[Show all products from the family](#)

Subject to changes. Please also observe the further product documentation!

WAGO Corporation
Germantown, WI 53022
Phone: 1-800-DIN-RAIL (346-7245) | Fax: (262) 255-6222
Email: info.us@wago.com | Web: www.wago.us

Do you have any questions about our products?
We are always happy to take your call at (262) 255-6222 or 1 800-DIN-RAIL.